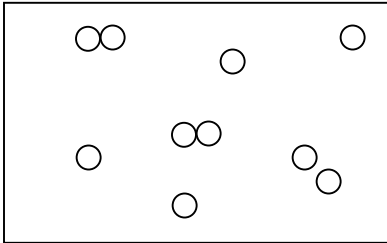
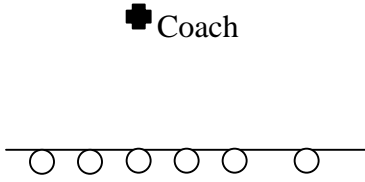
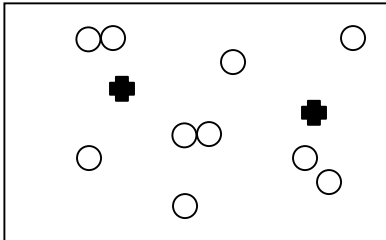
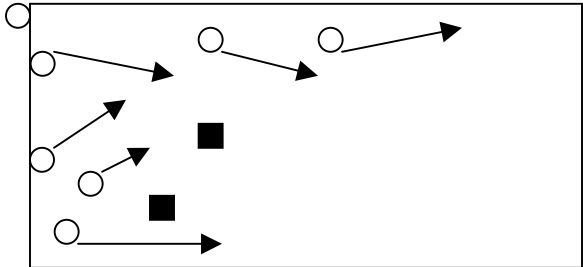
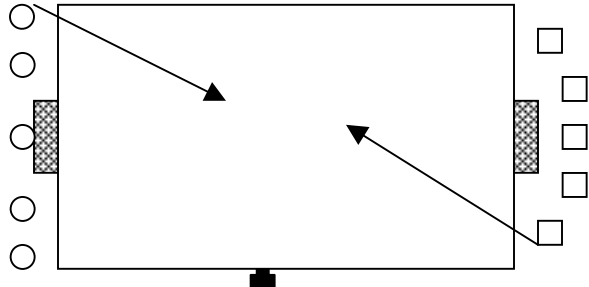




# United States Youth Soccer Association

## Practice Plan

Name: Matthew Callahan	Date: 2004
Age Group: U8	Theme: Lower Limb Coordination & Vision

Activity	Diagram
<p><b>1<sup>st</sup> Activity (warm-up)</b> <i>Greetings Game</i></p> <p>All the players run around randomly inside a rectangle. The coach calls out various types of greetings, which each players then has to carry out with others: shake hands, high fives (one hand), high fives (other hand), shoulder to shoulder, back to back, etc.</p> <p>Progressions: Add dribbling.</p>	
<p><b>2<sup>nd</sup> Activity</b> <i>Red Light, Green Light</i></p> <p>All the players start on a designated line with the coach about 15 yards away. With his back to the players the coach yells green light and the players try to dribble to the coach. When the coach yells red light he waits a moment and then turns his back to face the players. Anyone who is not stopped moving has to go back to where the person farthest away from the coach is.</p> <p>Progressions: Add a ball. The coach can move around to make the game more challenging.</p>	
<p><b>3<sup>rd</sup> Activity</b> <i>Ouch!</i></p> <p>Each player has a ball. The coach jogs around in a rectangle and the players try to kick their ball so that it hits the coach. The players get a point each time they hit the coach. The coach should yell "ouch" each time they are hit to make the game more exciting.</p> <p>Progressions: The coach can stop for three seconds or vary how fast they are moving depending on the level of the players. Specify how the players must strike the ball (laces, one foot, other foot)</p>	
<p><b>4<sup>th</sup> Activity</b> <i>Frog Attack</i></p> <p>The game takes place in a rectangle; all the players start off on one side of the rectangle and try to get to the other side. Two players who are frogs must hop and try to tag the other players as they try to get to the other line. When a player is tagged they become a frog as well. Play until only two children are left. Those children become the frogs for the next game.</p> <p>Progressions: Add a ball (for the players, not the frogs)</p>	
<p><b>5<sup>th</sup> Activity (the game)</b> <i>Disney Game</i></p> <p>Two teams of equal numbers stand at either end of a 25 x 18 yard field of play. Give each player a Disney character name (make sure there's a matching character at the other end). Coach sends in a ball and calls out a Disney character and that character from each end goes onto the field and plays 1v1.</p> <p>Progressions: Try calling out different characters (Goofy from one side and Mickey from the other side). Call multiple names from each side so there are a couple of 1v1 games happening at the same time.</p>	

**Scrimmage 2v2 or 3v3**