

# TOPIC: Indirect Play

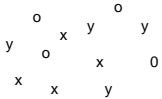
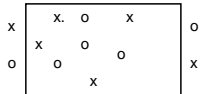
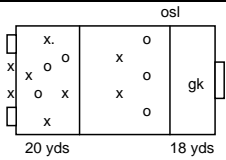
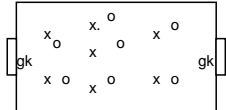
Key:

Running without the ball

Running with the ball

Pass

Coach Name: Chad Moore

<p align="center"><b><u>WARM-UP</u></b></p> 	<p align="center"><b><u>ORGANIZATION</u></b></p> <ul style="list-style-type: none"> <li>- Unrestricted space</li> <li>- Four groups of 4 players - pass, move, dribble</li> <li>- Pretend other groups are opposition and be sure that passes aren't played near them</li> <li>- Encourage combination play (wall pass, double pass, overlap, takeover)</li> <li>- Limit touches</li> </ul>	<p align="center"><b><u>KEY COACHING POINTS</u></b></p> <ul style="list-style-type: none"> <li>- Communication - verbal/non-verbal</li> <li>- 1st Attacker - play short, easy passes</li> <li>- 2nd Attackers - <u>several</u> options near the ball; hips open to field - vision - "play the way your'e facing"</li> </ul>
<p align="center"><b><u>RESTRICTED SPACE</u></b></p> 	<ul style="list-style-type: none"> <li>- 40 yds x 30 yds</li> <li>- 4v4 to targets on endlines - "connect" targets for a point or connect 5 passes for a point (targets can move along endline and can't be dispossessed)</li> <li>- Add a neutral player for increased success</li> <li>- Limit touches</li> </ul>	<ul style="list-style-type: none"> <li>- 1st Attacker - 1) identify low-risk penetration or 2) possess; no turnovers</li> <li>- 2nd Attackers - provide <u>several</u> options (forwards, laterally, backwards); appropriate distance and angle of support depends upon amount of pressure on the ball</li> <li>- Encourage penetration via combination play</li> </ul>
<p align="center"><b><u>ONE GOAL WITH COUNTERS</u></b></p> 	<ul style="list-style-type: none"> <li>- 60 yds x 50 yds (x to big goal; o to counters)</li> <li>- Begin 6v3 possession for x</li> <li>- After 7 passes or completing combination play then 8v7 to goal</li> <li>- Limit touches</li> </ul>	<ul style="list-style-type: none"> <li>- 3rd Attackers - create space for 1st and 2nd attackers</li> <li>- Attacking team should attempt to have numbers up around the ball</li> <li>- Look to penetrate safely; if it's not "on" then be patient (possess)</li> </ul>
<p align="center"><b><u>GAME</u></b></p> 	<ul style="list-style-type: none"> <li>- 60 yds x 50 yds to big goals</li> <li>- 8v8 (include gks)</li> </ul>	<ul style="list-style-type: none"> <li>- Reinforce ideas from previous activities (safety vs. risk)</li> </ul>